


Disruptive Technology

Stay one step ahead with Lyxor's Thematic ETFs

Disruptive technology can transform lives, businesses, and the global economy. Companies that invent or embrace it have the power to reinvent themselves and create totally new markets – doing business differently and better, and growing into important industry players in the process.

Investing in disruption



Our Disruptive Technology ETF targets companies involved in the following related products, services and concepts:

- ▶ 3D printing
- ▶ Robotics
- ▶ Fintech
- ▶ Cloud computing
- ▶ Digital Payments
- ▶ Healthcare Innovation
- ▶ The Internet of Things (IoT)
- ▶ Clean Energy & Smart Grids
- ▶ Cybersecurity

A unique investment process

We believe the best way to access this theme in a precise and meaningful way is to combine the benefits of indexing, with active human oversight and cutting-edge artificial intelligence and data science.

How the index captures the theme

- ▶ Seed words related to Disruptive Technology chosen by our index partner MSCI and a thematic industry expert*
- ▶ Final list of key words generated using Natural Language Processing, a branch of artificial intelligence
- ▶ Company public records and filings scanned for matching key words based on business descriptions
- ▶ Eligible stocks scored for relevance as measured by revenue attributable to the theme (25% minimum)
- ▶ Further size, liquidity and ESG filters applied, with final selection of equally-weighted stocks re-weighted by fundamental scores

Key index features¹

Index name MSCI ACWI IMI Disruptive Technology ESG Filtered

Exposure Global developed & emerging markets

holdings 198

Sustainability MSCI ESG exclusions based on:
 - Controversial businesses
 - UN Global Compact violators
 - Severe controversies
 - CCC/non-rated

Weighting Based on composite score of three fundamentals:
 - % of sales spent on R&D and capex
 - Return on Invested Capital
 - 1 year sales growth

Human expertise



On an annual basis, a thematic expert retained by MSCI advises on the index's objectives and related sub-themes to ensure the index evolves with the theme.*

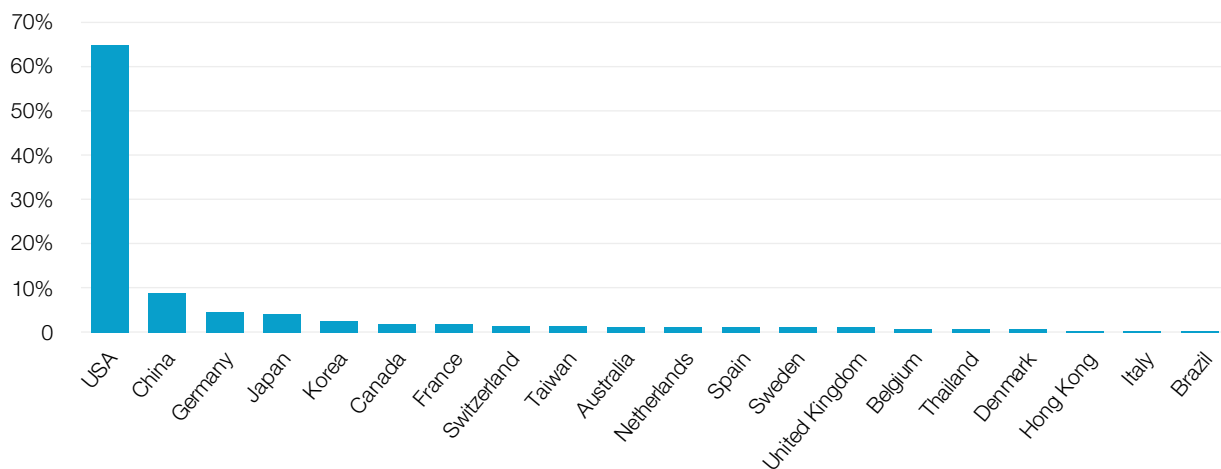
Costas Andriopoulos

Professor of Innovation and Entrepreneurship, Director of Cass X (Research Centre for Innovation and Disruption) at Cass Business School

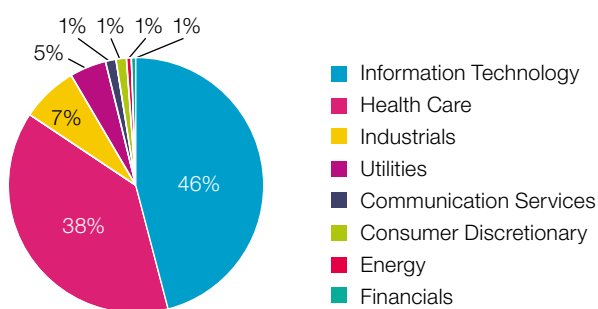
¹Source: MSCI, as at 01/06/2020. Full index methodology available on request. *MSCI may seek input from outside market experts on the ongoing evolution of the theme underlying the index, and relevant seed words. However, such input is advisory only in nature. Use of any such input is at MSCI's discretion, and may or may not lead to a change to the index or index methodology.

An X-ray of the Disruptive Technology index

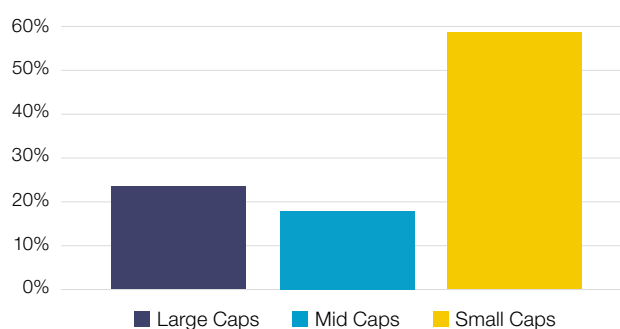
Country breakdown¹



Sector breakdown¹



Market cap breakdown¹

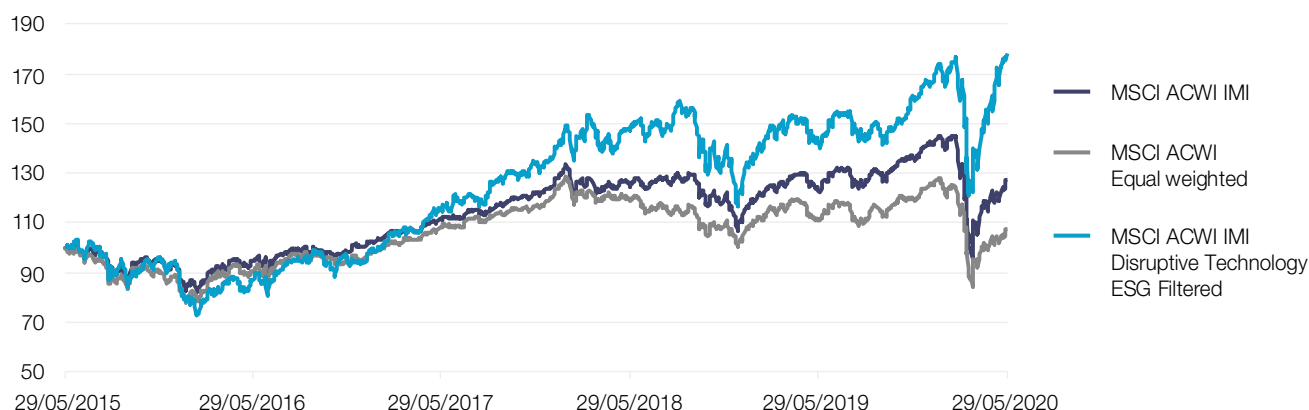


Top 10 holdings¹

Company	Country	GICS sector	Weight
ARROWHEAD PHARMA	USA	Health Care	1.17%
ARENA PHARMACEUTICALS	USA	Health Care	1.16%
CRISPR THERAPEUTICS	USA	Health Care	1.03%
FATE THERAPEUTICS	USA	Health Care	1.00%
SOSEI GROUP CORP	JAPAN	Health Care	0.96%
DICERNA PHARMACEUTICALS	USA	Health Care	0.93%
ANAPTYSBIO	USA	Health Care	0.89%
SMARTSHEET A	USA	Information Technology	0.84%
ENPHASE ENERGY	USA	Information Technology	0.84%
AXONICS MODULATION TECH	USA	Health Care	0.80%
TOTAL			9.65%

¹Source: MSCI, as at 01/06/2020.

This document is for the exclusive use of investors acting on their own account and categorised either as "Eligible Counterparties" or "Professional Clients" within the meaning of Markets in Financial Instruments Directive 2014/65/EU.

5-year index performance²Risk/return metrics³

	Returns			Annualised volatility		
	YTD	1 year	5 year (p.a.)	YTD	1 year	5 year
MSCI ACWI IMI Disruptive Technology ESG Filtered	7.3%	25.0%	12.2%	42.9%	29.8%	21.5%
MSCI ACWI Equal Weighted	-13.9%	-2.8%	1.5%	30.5%	20.8%	13.8%
MSCI ACWI IMI	-9.9%	3.7%	5.0%	38.9%	26.1%	15.5%

ESG metrics⁴

	MSCI ACWI IMI Disruptive Technology ESG Filtered	MSCI ACWI IMI Equal Weighted	MSCI ACWI IMI
Key integration metrics			
ESG Score	4.8	4.5	5.9
% "Leader" companies (AAA-AA)	10.3%	12.5%	26.5%
% "Average" companies (A-BB)	72.3%	61.7%	65.1%
% "Laggard" companies (B-CCC)	17.4%	25.9%	8.5%
ESG Pillars			
Environmental Pillar Score	5.5	4.3	5.5
Social Pillar Score	4.5	4.5	4.8
Governance Pillar Score	5.0	5.0	5.3
Values			
UN Global Compact Compliance Violation (%)	0%	0.3%	1.7%
Very Severe Controversies (%)	0%	0.3%	2.1%
Fossil Fuel Sector Exposure (%)	1.4%	7.8%	9.5%
Tobacco Involvement (%)	0%	0.5%	1.0%
Ties to Controversial Weapons (%)	0%	0.2%	0.5%

Our Thematic range at a glance

ETF name	Replication type	Bloomberg tickers	ISIN	Current temporary TER*	Target TER*
Lyxor MSCI Smart Cities ESG Filtered (DR) UCITS ETF	Physical	IQCY, IQCT	LU2023679256	0.15% [†]	0.45% [†]
Lyxor MSCI Millennials ESG Filtered (DR) UCITS ETF	Physical	MILL, GENY	LU2023678449	0.15% [†]	0.45% [†]
Lyxor MSCI Future Mobility ESG Filtered (DR) UCITS ETF	Physical	ELCR, MOBI	LU2023679090	0.15% [†]	0.45% [†]
Lyxor MSCI Digital Economy ESG Filtered (DR) UCITS ETF	Physical	EBUY, DIGE	LU2023678878	0.15% [†]	0.45% [†]
Lyxor MSCI Disruptive Technology ESG Filtered (DR) UCITS ETF	Physical	UNIC, DTEC	LU2023678282	0.15% [†]	0.45% [†]

*Source: Lyxor International Asset Management, as at 13/07/2020. Target TER is 0.45% but has temporarily been decreased to 0.15% until September 2021.

²Source: Lyxor International Asset Management, Bloomberg. Data as 29/05/2020. Performances of thematic index is a back test and does not represent a live track record. MSCI ACWI Equal Weighted index used as a reference benchmark for a more like-for-like comparison, as the market cap weighted MSCI ACWI IMI index skews towards the largest companies. Past performance is not a reliable indicator of future results.

³Source: MSCI, as at 29/05/2020. Past performance is not a reliable indicator of future results.

⁴Source: MSCI, as at 30/06/2020, using Index Profile Tool: <https://www.msci.com/index-profile/index-metrics/>

This document is for the exclusive use of investors acting on their own account and categorised either as "Eligible Counterparties" or "Professional Clients" within the meaning of Markets in Financial Instruments Directive 2014/65/EU.



Explore our Smart City in 3D

Use your smartphone camera to scan the QR code and explore five key investment themes reshaping our world!

Knowing your risk

It is important for potential investors to evaluate the risks described below and in the fund prospectus on our website www.lyxoretf.com

Capital at risk

ETFs are tracking instruments: Their risk profile is similar to a direct investment in the Underlying index. Investors' capital is fully at risk and investors may not get back the amount originally invested.

Replication risk

The fund objectives might not be reached due to unexpected events on the underlying markets which will impact the index calculation and the efficient fund replication.

Counterparty risk

With synthetic ETFs, investors are exposed to risks resulting from the use of an OTC swap with Société Générale. In-line with UCITS guidelines, the exposure to Société Générale cannot exceed 10% of the total fund assets. Physically replicated ETFs may have counterparty risk if they use a securities lending programme.

Underlying risk

The Underlying index of a Lyxor ETF may be complex and volatile. For example, when investing in commodities, the Underlying index is calculated with reference to commodity futures contracts exposing the investor to a liquidity risk linked to costs such as cost of carry and transportation. ETFs exposed to Emerging Markets carry a greater risk of potential loss than investment in Developed Markets as they are exposed to a wide range of unpredictable Emerging Market risks.

Concentration risk

Thematic ETFs select stocks or bonds for their portfolio from the original benchmark index. Where selection rules are extensive it can lead to a more concentrated portfolio where risk is spread over fewer stocks than the original benchmark.

Currency risk

ETFs may be exposed to currency risk if the ETF is denominated in a currency different to that of the Underlying index they are tracking. This means that exchange rate fluctuations could have a negative or positive effect on returns.

Liquidity risk

Liquidity is provided by registered market-makers on the respective stock exchange where the ETF is listed, including Société Générale. On exchange, liquidity may be limited as a result of a suspension in the underlying market represented by the Underlying index tracked by the ETF; a failure in the systems of one of the relevant stock exchanges, or other market-maker systems; or an abnormal trading situation or event.

This document is for the exclusive use of investors acting on their own account and categorised either as "eligible counterparties" or "professional clients" within the meaning of markets in financial instruments directive 2014/65/EU. Except for the United Kingdom, where the document is issued in the UK by Lyxor Asset Management UK LLP, which is authorized and regulated by the Financial Conduct Authority in the UK under Registration Number 435658, this document is issued by Lyxor International Asset Management (LIAM), a French management company authorized by the Autorité des marchés financiers and placed under the regulations of the UCITS (2014/91/EU) and AIFM (2011/61/EU) Directives. Société Générale is a French credit institution (bank) authorised by the Autorité de contrôle prudentiel et de résolution (the French Prudential Control Authority). Some of the funds described in this brochure are investment companies with Variable Capital (SICAV) incorporated under Luxembourg Law, listed on the official list of Undertakings for Collective Investment, authorised under Part I of the Luxembourg Law of 17th December 2010 (the "2010 Law") on Undertakings for Collective Investment in accordance with provisions of the Directive 2009/65/EC (the "2009 Directive") and subject to the supervision of the Commission de Surveillance du Secteur Financier (CSSF). These funds are sub-fund of either Multi Units Luxembourg or Lyxor Index Fund and have been approved by the CSSF. Alternatively, some of the funds described in this document are sub-funds of Multi Units France a French SICAV incorporated under the French Law and approved by the French Autorité des marchés financiers. Each fund complies with the UCITS Directive (2009/65/CE), and has been approved by the French Autorité des marchés financiers. Société Générale and Lyxor AM recommend that investors read carefully the "risk factors" section of the product's prospectus and Key Investor Information Document (KIID). The prospectus and the KIID are available in French on the website of the AMF (www.amffrance.org). The prospectus in English and the KIID in the relevant local language (for all the countries referred to, in this document as a country in which a public offer of the product is authorised) are available free of charge on lyxoretf.com or upon request to client-services-etf@lyxor.com. The products are the object of market-making contracts, the purpose of which is to ensure the liquidity of the products on NYSE Euronext Paris, Deutsche Boerse (Xetra) and the London Stock Exchange, assuming normal market conditions and normally functioning computer systems. Units of a specific UCITS ETF managed by an asset manager and purchased on the secondary market cannot usually be sold directly back to the asset manager itself. Investors must buy and sell units on a secondary market with assistance of an intermediary

(e.g. a stockbroker) and may incur fees for doing so. In addition, investors may pay more than the current net asset value when buying units and may receive less than the current net asset value when selling them. Updated composition of the product's investment portfolio is available on www.lyxoretf.com. In addition, the indicative net asset value is published on the Reuters and Bloomberg pages of the product, and might also be mentioned on the websites of the stock exchanges where the product is listed. Prior to investing in the product, investors should seek independent financial, tax, accounting and legal advice. It is each investor's responsibility to ascertain that it is authorised to subscribe, or invest into this product. This document together with the prospectus and/or more generally any information or documents with respect to or in connection with the Fund does not constitute an offer for sale or solicitation of an offer for sale in any jurisdiction (i) in which such offer or solicitation is not authorized, (ii) in which the person making such offer or solicitation is not qualified to do so, or (iii) to any person to whom it is unlawful to make such offer or solicitation. In addition, the shares are not registered under the U.S. Securities Act of 1933 and may not be directly or indirectly offered or sold in the United States (including its territories or possessions) or to or for the benefit of a U.S. Person (being a "United State Person" within the meaning of Regulation S under the Securities Act of 1933 of the United States, as amended, and/or any person not included in the definition of "Non-United States Person" within the meaning of Section 4.7 (a) (1) (iv) of the rules of the U.S. Commodity Futures Trading Commission). No U.S. federal or state securities commission has reviewed or approved this document and more generally any documents with respect to or in connection with the fund. Any representation to the contrary is a criminal offence. This document is of a commercial nature and not of a regulatory nature. This document does not constitute an offer, or an invitation to make an offer, from Société Générale, Lyxor Asset Management (together with its affiliates, Lyxor AM) or any of their respective subsidiaries to purchase or sell the product referred to herein. These funds include a risk of capital loss. The redemption value of this fund may be less than the amount initially invested. The value of this fund can go down as well as up and the return upon the investment will therefore necessarily be variable. In a worst case scenario, investors could sustain the loss of their entire investment. This document is confidential and may be neither communicated to any third party (with the exception of external advisors on the condition that they themselves respect this confidentiality undertaking) nor copied in whole or in part, without the prior written consent of Lyxor AM or Société Générale. The obtaining of the tax advantages or treatments defined in this document (as the case may be) depends on each investor's particular tax status, the jurisdiction from which it invests as well as applicable laws. This tax treatment can be modified at any time. We recommend to investors who wish to obtain further information on their tax status that they seek assistance from their tax advisor. The attention of the investor is drawn to the fact that the net asset value stated in this document (as the case may be) cannot be used as a basis for subscriptions and/or redemptions. The market information displayed in this document is based on data at a given moment and may change from time to time.

About MSCI Inc.

MSCI is a leading provider of critical decision support tools and services for the global investment community. With over 45 years of expertise in research, data and technology, we power better investment decisions by enabling clients to understand and analyze key drivers of risk and return and confidently build more effective portfolios. We create industry-leading research-enhanced solutions that clients use to gain insight into and improve transparency across the investment process. To learn more, please visit www.msci.com.

MSCI Disclaimer

The information contained herein (the "Information") may not be reproduced or disseminated in whole or in part without prior written permission from MSCI. The Information may not be used to verify or correct other data, to create any derivative works, to create indexes, risk models, or analytics, or in connection with issuing, offering, sponsoring, managing or marketing any securities, portfolios, financial products or other investment vehicles. Historical data and analysis should not be taken as an indication or guarantee of any future performance, analysis, forecast or prediction. None of the Information or MSCI index or other product or service constitutes an offer to buy or sell, or a promotion or recommendation of, any security, financial instrument or product or trading strategy. Further, none of the Information or any MSCI index is intended to constitute investment advice or a recommendation to make (or refrain from making) any kind of investment decision and may not be relied on as such. The Information is provided "as is" and the user of the Information assumes the entire risk of any use it may make or permit to be made of the Information. NONE OF MSCI INC, OR ANY OF ITS SUBSIDIARIES OR ITS OR THEIR DIRECT OR INDIRECT SUPPLIERS OR ANY THIRD PARTY INVOLVED IN MAKING OR COMPILING THE INFORMATION (EACH, AN "INFORMATION PROVIDER") MAKES ANY WARRANTIES OR REPRESENTATIONS AND, TO THE MAXIMUM EXTENT PERMITTED BY LAW, EACH INFORMATION PROVIDER HEREBY EXPRESSLY DISCLAIMS ALL IMPLIED WARRANTIES, INCLUDING WARRANTIES OF MERCHANTABILITY AND FITNESS FOR A PARTICULAR PURPOSE. WITHOUT LIMITING ANY OF THE FOREGOING AND TO THE MAXIMUM EXTENT PERMITTED BY LAW, IN NO EVENT SHALL ANY OF THE INFORMATION PROVIDERS HAVE ANY LIABILITY REGARDING ANY OF THE INFORMATION FOR ANY DIRECT, INDIRECT, SPECIAL, PUNITIVE, CONSEQUENTIAL (INCLUDING LOST PROFITS) OR ANY OTHER DAMAGES EVEN IF NOTIFIED OF THE POSSIBILITY OF SUCH DAMAGES. The foregoing shall not exclude or limit any liability that may not by applicable law be excluded or limited.

This document is for the exclusive use of investors acting on their own account and categorised either as "Eligible Counterparties" or "Professional Clients" within the meaning of Markets in Financial Instruments Directive 2014/65/EU.

Contact us
www.lyxoretf.com